

Biotinylated Human CD161 Protein

Cat. No. CD1-HM461B

Description

| | |
|-------------------------|--|
| Source | Recombinant Biotinylated Human CD161 Protein is expressed from HEK293 with His tag and Avi tag at the C-Terminus. It contains Gln67-Ser225. |
| Accession | Q12918-1 |
| Molecular Weight | The protein has a predicted MW of 21.4 kDa. Due to glycosylation, the protein migrates to 41-45 kDa based on Bis-Tris PAGE result. |
| Endotoxin | Less than 1EU per µg by the LAL method. |
| Purity | > 95% as determined by Bis-Tris PAGE > 95% as determined by HPLC |

Formulation and Storage

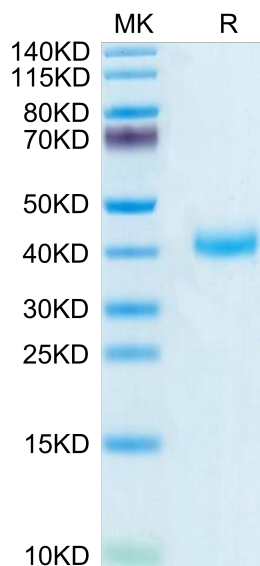
| | |
|-----------------------|--|
| Formulation | Lyophilized from 0.22µm filtered solution in PBS (pH 7.4). Normally 8% trehalose is added as protectant before lyophilization. |
| Reconstitution | Centrifuge the tube before opening. Reconstituting to a concentration more than 100 µg/ml is recommended. Dissolve the lyophilized protein in distilled water. |
| Storage | -20 to -80°C for 12 months as supplied from date of receipt. -80°C for 3 months after reconstitution. 2-8°C for 2-7 days after reconstitution. Recommend to aliquot the protein into smaller quantities for optimal storage. Please minimize freeze-thaw cycles. |

Background

CD161 (NKR1P1) is a lectin-like receptor present on NK cells and rare T-cell subsets. We have observed CD161 expression in some cases of T-cell prolymphocytic leukemia (T-PLL) and found it to be useful in follow-up and detection of disease after treatment.

Assay Data

Bis-Tris PAGE



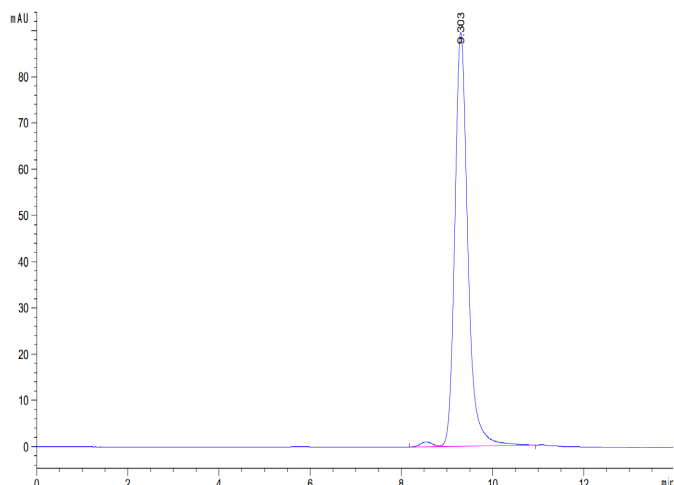
Biotinylated Human CD161 on Bis-Tris PAGE under reduced condition. The purity is greater than 95%.

SEC-HPLC

Biotinylated Human CD161 Protein

Cat. No. CD1-HM461B

Assay Data

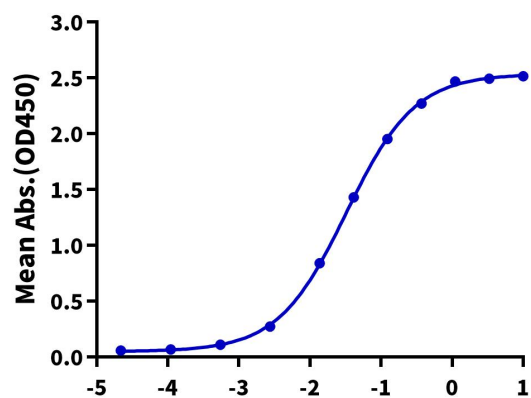


The purity of Biotinylated Human CD161 is greater than 95% as determined by SEC-HPLC.

ELISA Data

Biotinylated Human CD161, His Tag ELISA

0.5µg Anti-CD161 Antibody, hFc Tag Per Well



Immobilized Anti-CD161 Antibody, hFc Tag at 5µg/ml (100µl/well) on the plate. Dose response curve for Biotinylated Human CD161, His Tag with the EC50 of 32.5ng/ml determined by ELISA.